













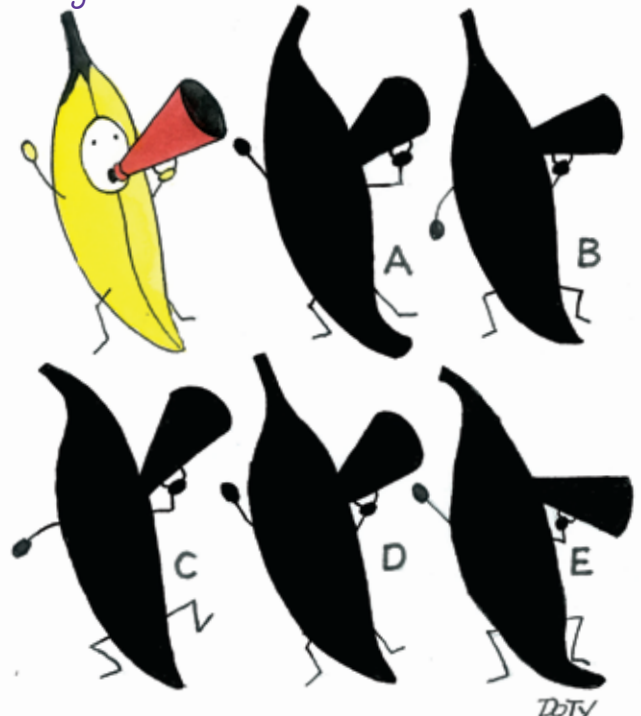
## Which operation?

Write the correct operation (+, -, x or ÷) in the boxes to complete these fruity problems.


|  |                      |   |   |   |
|--|----------------------|---|---|---|
|    | <input type="text"/> |    | = |    |
|    | <input type="text"/> |    | = |    |
|    | <input type="text"/> |    | = |    |
|  | <input type="text"/> |  | = |  |

## Fruity Friday shadows

Look carefully at the black shapes. Can you work out which shadow matches the Fruity Friday character?



## Colour by letters



Use the code to colour in the shapes. The letters show you which colour to use for each part. What has Snack found hiding in the bush?

### Colours

- A** Blue
- B** Black
- C** Light Green
- D** Dark Green
- E** Yellow
- F** Brown
- G** Red

If there is no letter leave the space white.